

# Owner's Manual

## USB-C® Portable Docking Station, Gray

Model: U442-DOCK5-GY

USB Type-C and USB-C are trademarks of USB Implementers Forum

Este manual está disponible en español en la página  
de Tripp Lite: [tripplite.com](http://tripplite.com)

Ce manuel est disponible en français sur le site Web  
de Tripp Lite : [tripplite.com](http://tripplite.com)

Русскоязычная версия настоящего руководства  
представлена на веб-сайте компании  
Tripp Lite по адресу: [tripplite.com](http://tripplite.com)

### WARRANTY REGISTRATION

Register your product today and be automatically entered to  
win an ISOBAR® surge protector in our monthly drawing!

[tripplite.com/warranty](http://tripplite.com/warranty)



**TRIPP·LITE**



Manufacturing  
Excellence.

1111 W. 35th Street, Chicago, IL 60609 USA  
[tripplite.com/support](http://tripplite.com/support)

Copyright © 2021 Tripp Lite. All rights reserved.

## Product Features

- Supports DisplayPort Alternate Mode for connecting an HDMI monitor via USB-C or Thunderbolt™ 3 port
- Supports connection of DVI monitor via HDMI to DVI adapter (see Optional Accessories for more information)
- HDMI port supports 4096 x 2160 30 Hz 4:4:4 video resolutions
- Ethernet port supports true 10/100/1000 Mbps network speeds
- USB-A and Type-C data ports support data transfer rates up to 5 Gbps
- All USB-A 3.2 ports support data and charging
- Dedicated USB-A port provides up to 5V/1.5A of fast charging power to mobile devices
- USB-C device port supports data and Power Delivery (PD) charging with power input up to 20V 5A (100W)
- 5V 2A (10W) of power dedicated to the USB-A ports when connected to a PD 3.0-compliant charger\*
- Micro SD and SD/MMC Memory Card Slots allow external memory access via USB-C or Thunderbolt 3 port

## Product Features

- Supports PD 3.0 Fast Role Swap to maintain data and power connection upon removal of charging power
- Automatically resumes operation from hibernation and suspend mode
- IEEE 802.3az (Energy Efficient Ethernet) compliant
- Supports full-duplex and half-duplex operations
- Supports Wake-On LAN
- Compact design fits easily into your laptop bag
- Plug-and-play—no software or drivers required

\*When no power supply is connected, the output of the USB-A ports are dependent on the connected source.

## System Requirements

- Computer with USB-C or Thunderbolt 3 port that supports DisplayPort Alternate Mode
- DVI\*\* or HDMI monitor
- Ethernet Network with speeds up to 10/100/1000 Mbps

\*\*Requires an adapter (see **Optional Accessories** for more information)

## **Package Includes**

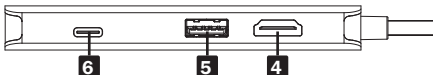
- U442-DOCK5-GY
- Owner's Manual

## **Optional Accessories**

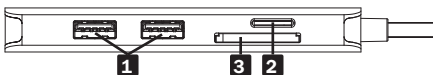
- N201-Series Cat6 Gigabit Snagless Patch Cables
- P566-Series HDMI to DVI Adapter Cables
- P568-Series High-Speed HDMI Cables
- U322-Series USB 3.2 A/B Device Cables
- U326-Series USB 3.2 Micro-B Device Cables
- U420-XXX-5A USB-C Cable

## Product Overview

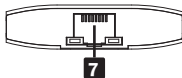
### Side 1



### Side 2



### Rear



- 1 USB-A 3.2 Ports (Female)** – Connect up to 2 USB peripherals/devices for charging or data transfer.
- 2 Micro SD Memory Card Slot** – Connects a Micro SD Memory Card.
- 3 SD/MMC Memory Card Slot** – Connects an SD/MMC Memory Card.
- 4 HDMI Port (Female)** – Connects an HDMI monitor.
- 5 USB-A 3.2 Fast-Charge Port (Female)** – Provides up to 5V/1.5A of fast charging power to mobile devices.

## Product Overview

- 6 USB-C Charging and Data Port (Female)** – Connects your device to a USB-C PD charger for charging or data transfer.
- 7 RJ45 Port (Female)** – Connects to a 10/100/1000 Mbps network.

## Installation

### Note:

- When the USB-C port is connected to a power source, 15W of power is dedicated to the docking station and other devices. The remainder is used to charge the connected device.
- See **Optional Accessories** section for suggested cables.
- When the unit is connected to the USB-C port on your computer and to a network via Cat5e/6 cabling, a network connection will be automatically established. If no connection is made, you can manually establish one by going to your computer's network settings. For example, when using a Mac, you would navigate to the "Network" icon found in System Preferences; click the "Assist Me" button to access the Network Setup Assistant, then follow the prompts to establish a connection.

## Installation

- 1.** Connect the dock's USB Type-C connector to the USB-C or Thunderbolt 3 port on your laptop, tablet or other device.
- 2.** Using an HDMI cable (such as Tripp Lite P568-Series High-Speed HDMI cables), connect the dock's HDMI port to the HDMI port on a monitor.
- 3.** Connect up to three USB devices to the dock's USB-A hub ports for data or charging.
- 4.** Connect a USB Type-C device to the dock's Type-C port for data or charging.
- 5.** Using UTP cable, connect the adapter's RJ45 port to a network.
- 6.** Insert a Micro SD and/or SD/MMC card into the corresponding memory card slot to access external memory.

## Specifications

| <b>Connectors-Input</b>   |                                       |
|---------------------------|---------------------------------------|
| USB                       | USB-C (Male)                          |
| <b>Connectors-Output</b>  |                                       |
| USB-A                     | (x3) USB 3.2 A (Female)               |
| USB PD Charging and Data  | USB-C (Female)                        |
| 10/100/1000 Ethernet      | RJ45 (Female)                         |
| HDMI                      | HDMI (Female)                         |
| Memory Card Slots         | Micro SD and SD/MMC                   |
| <b>Environmental</b>      |                                       |
| Operating Temperature     | 32°F to 113°F<br>(0°C to 45°C)        |
| Operating Humidity        | 10% to 85% RH,<br>Non-Condensing      |
| Storage Temperature       | 14°F to 158°F<br>(-10°C to 70°C)      |
| Storage Humidity          | 5% to 90% RH,<br>Non-Condensing       |
| <b>Power Requirements</b> |                                       |
| USB-C Charging Port       | Supports up to 20V 5A<br>(100W) Input |



## **Warranty and Product Registration**

### **3-Year Limited Warranty**

Tripp Lite warrants its products to be free from defects in materials and workmanship for a period of three (3) years from the date of initial purchase. Tripp Lite's obligation under this warranty is limited to repairing or replacing (at its sole option) any such defective products. To obtain service under this warranty, you must obtain a Returned Material Authorization (RMA) number from Tripp Lite or an authorized Tripp Lite service center. Products must be returned to Tripp Lite or an authorized Tripp Lite service center with transportation charges prepaid and must be accompanied by a brief description of the problem encountered and proof of date and place of purchase. This warranty does not apply to equipment, which has been damaged by accident, negligence or misapplication or has been altered or modified in any way.

EXCEPT AS PROVIDED HEREIN, Tripp Lite MAKES NO WARRANTIES, EXPRESS OR IMPLIED, INCLUDING WARRANTIES OF MERCHANTABILITY AND FITNESS FOR A PARTICULAR PURPOSE. Some states do not permit limitation or exclusion of implied warranties; therefore, the aforesaid limitation(s) or exclusion(s) may not apply to the purchaser.

EXCEPT AS PROVIDED ABOVE, IN NO EVENT WILL Tripp Lite BE LIABLE FOR DIRECT, INDIRECT, SPECIAL, INCIDENTAL OR CONSEQUENTIAL DAMAGES ARISING OUT OF THE USE OF THIS PRODUCT, EVEN IF ADVISED OF THE POSSIBILITY OF SUCH DAMAGE. Specifically, Tripp Lite is not liable for any costs, such as lost profits or revenue, loss of equipment, loss of use of equipment, loss of software, loss of data, costs of substitutes, claims by third parties, or otherwise.

## Warranty and Product Registration

### Product Registration

Visit [tripplite.com/warranty](http://tripplite.com/warranty) today to register your new Tripp Lite product. You'll be automatically entered into a drawing for a chance to win a FREE Tripp Lite product!\*

\* No purchase necessary. Void where prohibited. Some restrictions apply. See website for details.

### FCC Notice, Class B

This device complies with part 15 of the FCC Rules. Operation is subject to the following two conditions: (1) This device may not cause harmful interference, and (2) this device must accept any interference received, including interference that may cause undesired operation.

Note: This equipment has been tested and found to comply with the limits for a Class B digital device, pursuant to part 15 of the FCC Rules. These limits are designed to provide reasonable protection against harmful interference in a residential installation. This equipment generates, uses and can radiate radio frequency energy and, if not installed and used in accordance with the instructions, may cause harmful interference to radio communications. However, there is no guarantee that interference will not occur in a particular installation. If this equipment does cause harmful interference to radio or television reception, which can be determined by turning the equipment off and on, the user is encouraged to try to correct the interference by one or more of the following measures:

- Reorient or relocate the receiving antenna.
- Increase the separation between the equipment and receiver.
- Connect the equipment into an outlet on a circuit different from that to which the receiver is connected.

## Warranty and Product Registration

- Consult the dealer or an experienced radio/TV technician for help.

Any changes or modifications to this equipment not expressly approved by Tripp Lite could void the user's authority to operate this equipment.

### WEEE Compliance Information for Tripp Lite Customers and Recyclers (European Union)



Under the Waste Electrical and Electronic Equipment (WEEE) Directive and implementing regulations, when customers buy new electrical and electronic equipment from Tripp Lite they are entitled to:

- Send old equipment for recycling on a one-for-one, like-for-like basis (this varies depending on the country)
- Send the new equipment back for recycling when this ultimately becomes waste

Use of this equipment in life support applications where failure of this equipment can reasonably be expected to cause the failure of the life support equipment or to significantly affect its safety or effectiveness is not recommended.

Tripp Lite has a policy of continuous improvement. Specifications are subject to change without notice. Photos and illustrations may differ slightly from actual products.



Manufacturing  
Excellence.

**1111 W. 35th Street, Chicago, IL 60609 USA**  
**[tripplite.com/support](http://tripplite.com/support)**