

Owner's Manual

HDBaseT HDMI over Cat5e/6 Extender with 2-Port USB Hub

Model: B013-HU-4K

Este manual esta disponible en español en la página de Tripp Lite:
www.tripplite.com

Ce manuel est disponible en français sur le site Web de Tripp Lite :
www.tripplite.com

Русскоязычная версия настоящего руководства представлена на
веб-сайте компании Tripp Lite по адресу: www.tripplite.com

WARRANTY REGISTRATION

Register your product today and be automatically entered to win an ISOBAR surge protector in our monthly drawing!



www.tripplite.com/warranty



Manufacturing
Excellence.

1111 W. 35th Street, Chicago, IL 60609 USA • www.tripplite.com/support

Copyright © 2019 Tripp Lite. All rights reserved.

Product Features

- Extend a 4K @ 30 Hz signal up to 130 ft. (40 m) or a 1080p signal up to 230 ft. (70 m) between the source and its console over Cat6 cable
- Deliver uncompressed UHD video and audio without any signal loss or added latency
- Provides a low-cost, reliable solution for distributing HDMI over long distances
- Full bi-directional IR extension optimizes control

Package Includes

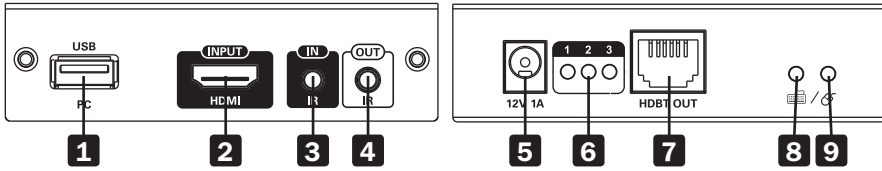
- B013-HU-4K HDBaseT HDMI Extender
- (x1) IR-Out Cable
- (x1) IR-IN Cable
- (x1) USB 2.0 A to A (M/M) Cable
- (x2) International Power Supply w/ North America, Europe, U.K and Australia Adapters (Input: 100-240V)
- Owner's Manual

Optional Accessories

- N202-Series Cat6 24 AWG Solid-Wire UTP Patch Cables
- N002-Series Cat5e UTP Patch Cables
- P569-XXX-CERT or P568-XXX-2A Series High-Speed HDMI 2.0 Cables

Feature Identification

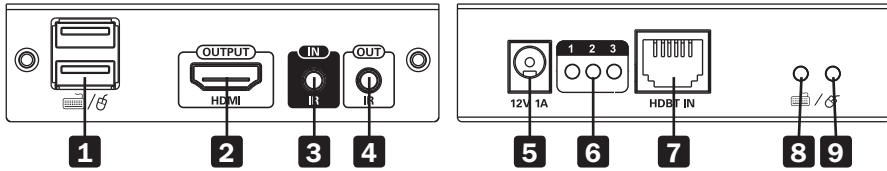
HDBaseT Transmitter (TX) Unit



- 1 PC USB:** Use the included USB 2.0 A (M/M) cable to connect your computer to the transmitter (TX) unit
- 2 HDMI INPUT:** HDMI signal input (connects to your HDMI source device)
- 3 IR IN:** IR signal input
- 4 IR OUT:** IR signal output
- 5 12V 1A:** Power input
- 6 Transmission Signal LEDs:**
 - LED 1 - Power LED**
 - On:** Power is being supplied
 - Off:** Power is not being supplied
 - LED 2 - TX & RX Connection Status LED**
 - On:** Connection link is established between TX & RX units
 - Flashing:** No connection link is detected between TX & RX units
 - LED 3 - HDMI Output LED**
 - On:** HDMI output port is connected to a display
 - Off:** HDMI output port is not connected to display
- 7 HDBT OUT:** HDBaseT signal output
- 8 Keyboard Status LED:**
 - On:** Keyboard is connected
 - Flashing:** Keyboard is in use
 - Off:** Keyboard is not connected
- 9 Mouse Status LED:**
 - On:** Mouse is connected
 - Flashing:** Mouse is in use
 - Off:** Mouse is not connected

Feature Identification

HDBaseT Receiver (RX) Unit

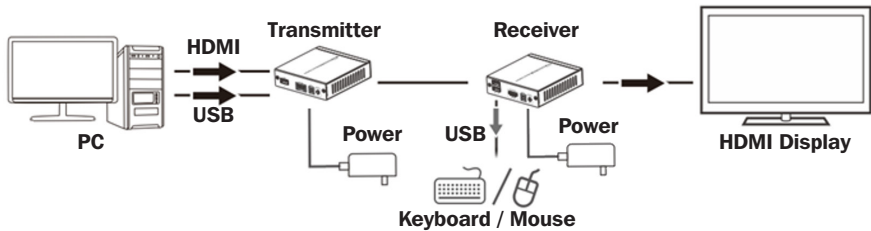


- 1 2-Port USB Hub:** Keyboard/mouse connection
- 2 HDMI Output:** HDMI signal output (connects to your HDMI display)
- 3 IR IN:** IR signal input
- 4 IR OUT:** IR signal output
- 5 12V 1A:** Power input
- 6 Transmission Signal LEDs:**
 - LED 1 - Power LED**
 - On:** Power is being supplied
 - Off:** Power is not being supplied
 - LED 2 - TX & RX Connection Status LED**
 - On:** Connection link is established between TX & RX units
 - Flashing:** No connection link is detected between TX & RX units
 - LED 3 - HDMI Output LED**
 - On:** HDMI output port is connected to a display
 - Off:** HDMI output port is not connected to display
- 7 HDBT IN:** HDBaseT signal input
- 8 Keyboard Status LED:**
 - On:** Keyboard is connected
 - Flashing:** Keyboard is in use
 - Off:** Keyboard is not connected
- 9 Mouse Status LED:**
 - On:** Mouse is connected
 - Flashing:** Mouse is in use
 - Off:** Mouse is not connected

Installation

Notes:

- Prior to pulling cables through ceilings/walls, first test to ensure the entire installation works properly.
- To achieve maximum distance and performance, use 24 AWG Solid-Wire UTP Cat6 cable (such as Tripp Lite N202-Series cable). Using stranded-wire Cat6 cable or cable with a gauge (AWG) higher than 24 AWG will result in a shorter extension distance. Higher gauge cabling (such as 26 AWG) has a more limited transmission capability than lower gauge cabling.



1. Make sure all equipment in the installation is powered off.
2. Using the included USB 2.0 A (M/M) cable, connect the PC USB port on the transmitter to an available USB-A port on your source.
3. Using an HDMI cable (such as Tripp Lite’s P569-XXX-CERT or P568-XXX-2A Series cables), connect the transmitter’s HDMI INPUT port to an available HDMI port on your source.
4. **(For bi-directional IR functionality - Optional)** Connect the included IR-IN or IR-OUT cable to the transmitter unit.
5. Using a user-supplied Cat5e (such as Tripp Lite N002-Series) or Cat6 (Tripp Lite N202-Series) cable, connect one end of the cable to the HDBT OUT port on the transmitter unit. Below is a table of the maximum distances that can be extended with Cat5e and Cat6 cables.

Category Cable	Max Cable Length	Max Resolution Supported
Cat5e	115 ft. (35 m)	4K x 2K @ 30 Hz
	197 ft. (60 m)	1920 x 1080 @ 60 Hz (1080p)
Cat6	130 ft. (40 m)	4K x 2K @ 30 Hz
	230 ft. (70 m)	1920 x 1080 @ 60 Hz (1080p)

6. Connect the other end of the Cat5e/Cat6 cable to the HDBT IN port on the receiver unit.
7. Connect your keyboard and mouse to the USB ports labeled Keyboard/Mouse on the receiver unit.

Installation

- 8.** Using an HDMI cable (such as Tripp Lite P569-XXX-CERT or P568-XXX-2A Series cables), connect the receiver's HDMI OUTPUT port to a display (TV/monitor).
- 9. (For bi-directional IR functionality - Optional)** Connect the included IR-IN or IR-OUT cable to the receiver unit.
- 10.** Connect the included power supplies to the transmitter and receiver units, then to an available wall outlet.
- 11.** Turn on the power to your HDMI source and remote display.

Specifications

Power Supply	Voltage/Current	DC 12V 1A
	Power Consumption	8W
HDMI	HDMI Compliance	1.4
	HDCP Compliance	1.4
	Maximum Resolution	4K x 2K @ 30 Hz
	Supported Audio	LPCM, DTS-HD™, Dolby® TrueHD
	Maximum Bandwidth	10.2 Gbps
	CEC Support	Yes
Environmental	Operating Temperature Range	32° to 122°F / 0° to 50°C
	Storage Temperature Range	14° to 158°F / -10° to 70°C
	Relative Humidity	0% to 90%, Non-Condensing
IR	IR Passback	Yes, Bi-Directional
	IR Frequency	20-60 KHz
Mechanical	Material of Construction	Aluminum and Iron Alloy
	Color	Black
	Dimensions (H x W x D)	1 x 3.9 x 3.7 in. / 25.7 x 99.45 x 94.5 mm
	Weight	TX: 0.49 lb. / 220 g RX: 0.5 lb. / 230 g

Warranty and Product Registration

3-Year Limited Warranty

TRIPP LITE warrants its products to be free from defects in materials and workmanship for a period of three (3) years from the date of initial purchase. TRIPP LITE's obligation under this warranty is limited to repairing or replacing (at its sole option) any such defective products. To obtain service under this warranty, you must obtain a Returned Material Authorization (RMA) number from TRIPP LITE or an authorized TRIPP LITE service center. Products must be returned to TRIPP LITE or an authorized TRIPP LITE service center with transportation charges prepaid and must be accompanied by a brief description of the problem encountered and proof of date and place of purchase. This warranty does not apply to equipment, which has been damaged by accident, negligence or misapplication or has been altered or modified in any way.

EXCEPT AS PROVIDED HEREIN, TRIPP LITE MAKES NO WARRANTIES, EXPRESS OR IMPLIED, INCLUDING WARRANTIES OF MERCHANTABILITY AND FITNESS FOR A PARTICULAR PURPOSE.

Some states do not permit limitation or exclusion of implied warranties; therefore, the aforesaid limitation(s) or exclusion(s) may not apply to the purchaser.

EXCEPT AS PROVIDED ABOVE, IN NO EVENT WILL TRIPP LITE BE LIABLE FOR DIRECT, INDIRECT, SPECIAL, INCIDENTAL OR CONSEQUENTIAL DAMAGES ARISING OUT OF THE USE OF THIS PRODUCT, EVEN IF ADVISED OF THE POSSIBILITY OF SUCH DAMAGE. Specifically, TRIPP LITE is not liable for any costs, such as lost profits or revenue, loss of equipment, loss of use of equipment, loss of software, loss of data, costs of substitutes, claims by third parties, or otherwise.

Product Registration

Visit www.triplite.com/warranty today to register your new Tripp Lite product. You'll be automatically entered into a drawing for a chance to win a FREE Tripp Lite product!*

* No purchase necessary. Void where prohibited. Some restrictions apply. See website for details.

WEEE Compliance Information for Tripp Lite Customers and Recyclers (European Union)



Under the Waste Electrical and Electronic Equipment (WEEE) Directive and implementing regulations, when customers buy new electrical and electronic equipment from Tripp Lite they are entitled to:

- Send old equipment for recycling on a one-for-one, like-for-like basis (this varies depending on the country)
- Send the new equipment back for recycling when this ultimately becomes waste

Use of this equipment in life support applications where failure of this equipment can reasonably be expected to cause the failure of the life support equipment or to significantly affect its safety or effectiveness is not recommended.

Tripp Lite has a policy of continuous improvement. Specifications are subject to change without notice. Photos and illustrations may differ slightly from actual products.



1111 W. 35th Street, Chicago, IL 60609 USA • www.triplite.com/support