

**Thunderbolt 3 Dual-Monitor  
Docking Station**

Model:  
MTB3-DOCK-04

**8K DisplayPort, 4K HDMI, USB-A  
Hub Ports, 3.5 mm Audio,  
Gigabit Ethernet and 60W PD  
3.0 Charging**



Purchased product  
may differ from image.

Este manual está disponible en español en la página de Eaton:  
[Tripplite.Eaton.com/support](https://www.tripplite.com/support)

Ce manuel est disponible en français sur le site Web de Eaton :  
[Tripplite.Eaton.com/support](https://www.tripplite.com/support)

Dieses Handbuch ist in deutscher Sprache auf der Eaton-Website verfügbar:  
[Tripplite.Eaton.com/support](https://www.tripplite.com/support)

Questo manuale è disponibile in italiano sul sito web di Eaton:  
[Tripplite.Eaton.com/support](https://www.tripplite.com/support)

**EATON**

*Powering Business Worldwide*

## Package Contents

- MTB3-DOCK-04
- Owner's Manual

## Optional Accessories

- P568-Series High-Speed HDMI Cables
- U428-Series USB 3.1 A/C Cables
- N201-Series High-Speed Cat6 Gigabit Ethernet Cables
- P580-Series DisplayPort Cables

## Product Features

- Thunderbolt 3 input supports data transfer rates up to 40 Gbps when used with a Thunderbolt 3-enabled host computer  
**Note:** *Product is compatible only with a Thunderbolt 3 port and will not work with a standard USB-C port*
- DisplayPort output supports 4-lane DP 1.4 video resolutions up to 8K (7680 x 4320) @ 30 Hz
- HDMI output supports UHD 4K @ 60 Hz (HDR and 4:4:4), as specified by HDMI 2.0

## Product Features

- Transmits 4K video @ 60 Hz from both ports simultaneously to two displays

**Note:** See *Multi-Monitor Requirements for exact product features*

- RJ45 port supports 10/100/1000 Mbps Gigabit Ethernet speeds to connect to a wired network
- Dual USB 3.2 Gen 2 ports individually support 10 Gbps data transfer speeds for connecting USB-A peripherals
- Supports self-powered mode when using the PD Charging port and bus-powered mode when plugged into the host laptop or computer

**Note:** *Product features vary based on type. See Specifications Table for exact product features*

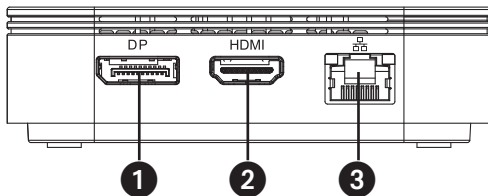
- 3.5 mm audio port enables connection of speakers or headset
- USB-C Dynamic Power Delivery (PD) 3.0 port supports up to 20V 3A (60W) power output for charging host computer
- Plug-and-play operation with no software required for easy, immediate installation

## System Requirements

- Source computer with Windows 10 or Mac OS 10.15.3 and above and Thunderbolt 3 port
- Displays with DisplayPort and/or HDMI input
- Ethernet network with speeds up to 10/100/1000 Mbps (1 Gbps)

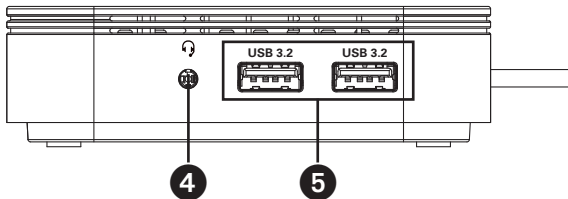
# Product Overview

## Front



- 1 DisplayPort output
- 2 HDMI output
- 3 RJ45 Gigabit Ethernet jack

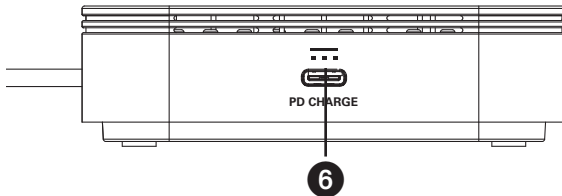
## Rear



- 4 3.5 mm audio jack
- 5 USB 3.2 Gen 2 Type-A ports

# Product Overview

## Side



- 6 60W (20V 3A) PD 3.0 Charging port

**Note:** *MTB3-DOCK-04 itself consumes 15W. The remaining balance of power will be provided to the connected host.*

# Installation

## Notes:

- Docking station must be connected to a dedicated Thunderbolt 3 port to function. It will not function with a standard USB-C port.
- Supports the connection of two monitors at the same time: one via DisplayPort and a second via HDMI. See *Multi-Monitor Requirements* section for details.
- See *Optional Accessories* section for suggested cables.
- When the dock is in self-powered mode, both USB-A ports support full USB 3.2 Gen 2 speeds up to 10 Gbps. When using bus-powered mode, one port supports USB 3.2 Gen 2 (10 Gbps) and the other will support USB 2.0 speeds on a first-come, first-serve basis.
- When the docking station is connected to the USB-C port on the host computer and to a network using UTP patch cabling, a network connection will be established automatically. If no connection is made, one can be established manually by going to the host computer's network settings. For example, on a Mac, navigate to the Network section in System Preferences, click the "Assist Me" button to get to the Network Setup Assistant, and then follow the prompts to establish a connection.

1. Connect the docking station's built-in Thunderbolt 3 plug to the Thunderbolt 3 port on your computer or laptop.
2. Connect the DisplayPort output to a DisplayPort monitor with a user-supplied DisplayPort cable.

## AND/OR

3. Connect the HDMI output to an HDMI monitor with a user-supplied HDMI cable.

**Note:** *The DisplayPort and HDMI outputs can be used to transmit video simultaneously. See *Multi-Monitor Requirements* section for details.*

4. Connect an external speaker, microphone, headset or other audio device to the 3.5 mm audio jack.

## Installation

5. Connect up to two USB peripherals to the USB-A ports.
6. Connect the RJ45 jack to a wired Gigabit Ethernet network with a user-supplied UTP patch cable.

## Multi-Monitor Requirements

The MTB3-DOCK-04 supports the connection of a DisplayPort monitor and an HDMI monitor simultaneously for dual 4K @ 60 Hz video via Thunderbolt 3 technology. The following limitations must be taken into account when connecting multiple monitors at the same time:

### **Does the Source Computer Support DisplayPort 1.4 Alternate Mode?**

When connecting to a Thunderbolt 3 source that supports DisplayPort Alt Mode, the EDID information of both connected monitors will be read by the computer and appear as separate displays that can be shown in mirror mode or extended mode. The DisplayPort output can achieve video resolutions up to 8K (7680 x 4320) @ 30 Hz when used with a Thunderbolt 3-enabled source computer that supports at least DP 1.4 and an 8K DisplayPort cable, such as P580-XXX-8K6 series. The HDMI output supports UHD 4K (3840 x 2160) @ 60 Hz when used with a 4K HDMI cable. Both ports can be used simultaneously for dual 4K @ 60 Hz resolutions.

### **Does the Source Computer Support a Thunderbolt 3 Connection?**

The MTB3-DOCK-04 can be used to transmit video from source computers that have a Thunderbolt 3 port. The docking station will not work with a standard USB-C port. Be sure your computer or laptop includes a dedicated Thunderbolt 3 port prior to use.



# Specifications

<b>Input Connector</b>	
Thunderbolt	Thunderbolt 3 Type-C (Male)
<b>Output Connectors</b>	
DisplayPort (Single)	DisplayPort (Female)
HDMI (Single)	HDMI (Female)
USB	(x2) USB 3.2 Gen 2 Type-A (Female)
PD Charging	USB-C PD 3.0 Charging up to 20V 3A (60W). Requires at least 75W power source to achieve 60W.
Audio	3.5 mm (Female)
<b>Display Specifications</b>	
DisplayPort	8K (7680 x 4320) @ 30 Hz
HDMI	4K (3840 x 2160) @ 60 Hz
Dual HDMI + DisplayPort	4K (3840 x 2160) @ 60 Hz
<b>Network Specifications</b>	
Ethernet	10/100/1000 Mbps (1 Gbps)

# Specifications

<b>USB Functionality</b>	
USB-A 3.2 Gen 2 (Self-Powered Mode)	Self-Powered Mode means the PD Charging port is being used by the host computer and the docking station is powered via PD pass-through. Both USB-A ports support USB 3.2 Gen 2 speeds up to 10 Gbps.
USB-A 3.2 Gen 2 (Bus-Powered Mode)	Bus-Powered Mode means the docking station is only being powered by the host computer. Only one USB-A port will support USB 3.2 Gen 2 speeds up to 10 Gbps. The other will support USB 2.0 on a first-come, first-serve basis.
<b>Electrical Specifications</b>	
PD Charging	PD 3.0 Charging up to 60W (20V 3A)
<b>Environmental Specifications</b>	
Operating Temperature Range	32° to 95°F / 0° to 35°C
Storage Temperature Range	-4° to 158°F / -20° to 70°C
Relative Humidity Range	0 to 90%

# Warranty

## 3-Year Limited Warranty

We warrant our products to be free from defects in materials and workmanship for a period of three (3) years from the date of initial purchase. Our obligation under this warranty is limited to repairing or replacing (at its sole option) any such defective products. Visit [TrippLite.Eaton.com/support/product-returns](http://TrippLite.Eaton.com/support/product-returns) before sending any equipment back for repair. This warranty does not apply to equipment which has been damaged by accident, negligence or misapplication or has been altered or modified in any way.

EXCEPT AS PROVIDED HEREIN, WE MAKE NO WARRANTIES, EXPRESS OR IMPLIED, INCLUDING WARRANTIES OF MERCHANTABILITY AND FITNESS FOR A PARTICULAR PURPOSE. Some states do not permit limitation or exclusion of implied warranties; therefore, the aforesaid limitation(s) or exclusion(s) may not apply to the purchaser.

EXCEPT AS PROVIDED ABOVE, IN NO EVENT WILL WE BE LIABLE FOR DIRECT, INDIRECT, SPECIAL, INCIDENTAL OR CONSEQUENTIAL DAMAGES ARISING OUT OF THE USE OF THIS PRODUCT, EVEN IF ADVISED OF THE POSSIBILITY OF SUCH DAMAGE. Specifically, we are not liable for any costs, such as lost profits or revenue, loss of equipment, loss of use of equipment, loss of software, loss of data, costs of substitutes, claims by third parties, or otherwise.

Eaton has a policy of continuous improvement. Specifications are subject to change without notice.



Eaton  
1000 Eaton Boulevard  
Cleveland, OH 44122  
United States  
Eaton.com

© 2023 Eaton  
All Rights Reserved  
Publication No. 23-08-366 /  
93-3CC0\_RevD  
September 2023



Eaton is a registered  
trademark.

All trademarks are property  
of their respective owners.